

Registration Instructions- Online Non-Disclosure Agreement



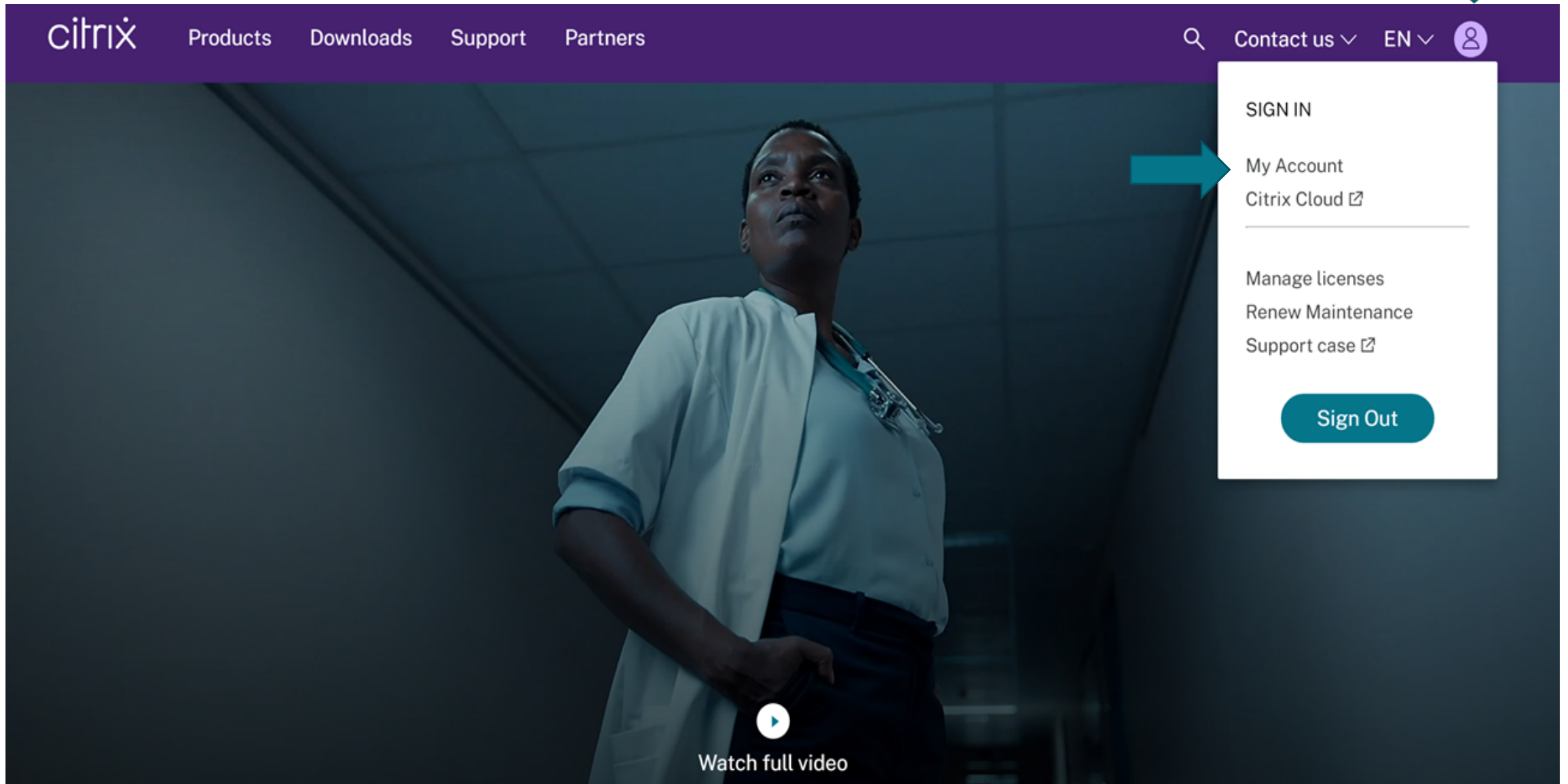
Watch full video

Registration Instructions

Citrix Online Non-Disclosure Agreement

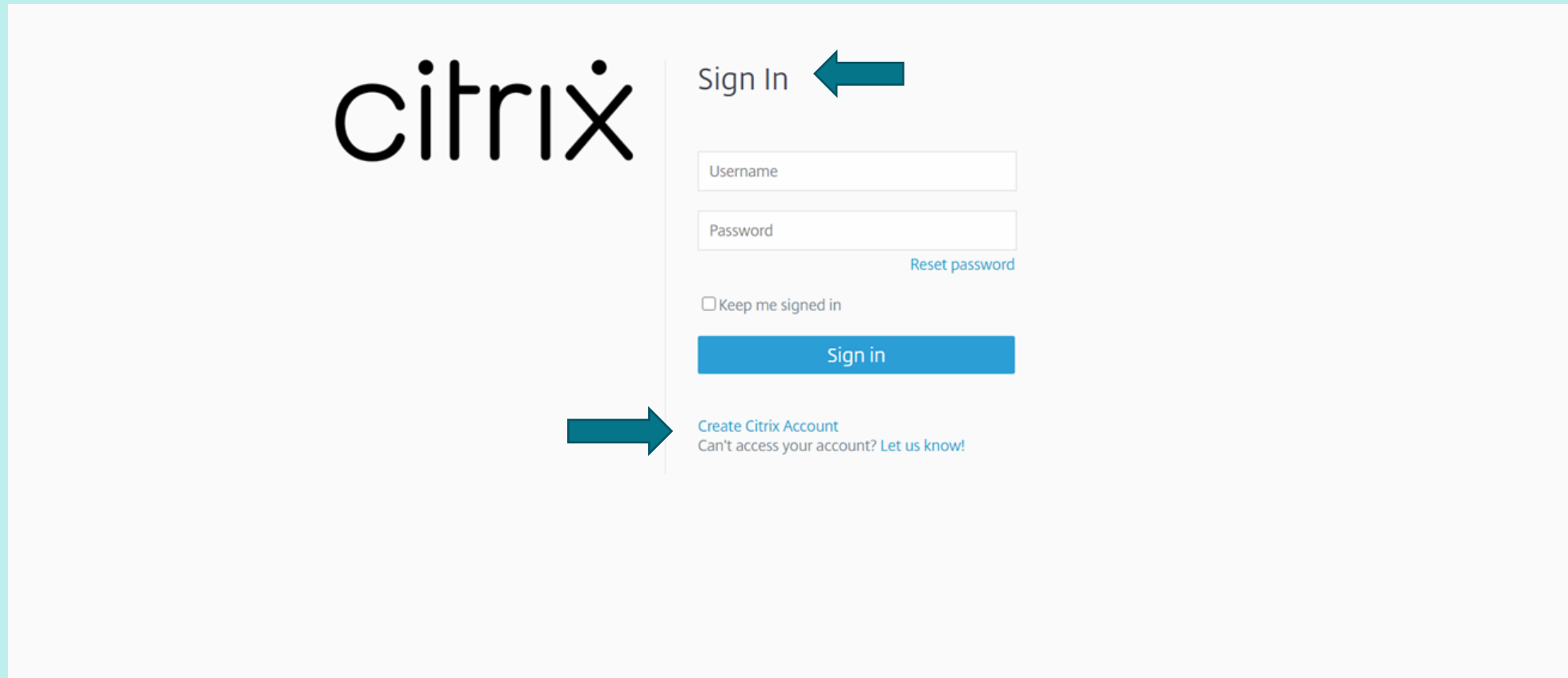
This guide provides instructions for registering an Online Non-Disclosure Agreement (“NDA”). A Citrix account is required for registration. Please follow steps 3 – 6 of this guide if you need to create a Citrix account.

- 1a. Go to <https://www.citrix.com> and click on the profile which will open up the SIGN IN box
- 1b. Select "My Account"



2a. If you already have a Citrix Account, enter your credentials and click “**Sign in**”

2b. If you need to create a Citrix Account, click “**Create Citrix Account**”



Go to Step 7 if you are logging
into an existing Citrix Account

Complete steps 3 – 6 to create a Citrix Account

3. Click “Create account”

Create or request an account

If your company is already a Citrix customer, please contact your company administrator to add to your company’s account.

Create an account

With a Citrix account, you can:

- Participate in community support and developer forums
- Manage your Citrix certifications
- Download trial software
- Watch Synergy Live webcasts



[Create account](#)

Request a Partner account

If your company is a Citrix partner, you can request that your company administrator add you as a contact in your company’s account.

Use our search tool to find your company administrators and their contact information.

[Find your company admin](#)

Not a Citrix Partner? [Learn how to become one now.](#)

4. Complete the form and click “Create Account”

Country code Area code Phone number

Create user name and password

User name must be 6 or more characters.

Password requirements:

- Must be 8 or more characters
- Must have at least one (1) digit
- Must have at least one (1) UPPERCASE letter
- Must have at least one (1) of these symbols: ! @ # \$ % ^ *
? + = -

User name

Password

Re-enter password

By creating a Citrix account, you agree to receive account updates, our email newsletters, and special offers targeted to your interests from Citrix Systems, Inc.

You can manage subscriptions in your account dashboard at any time.

4. → Create account

5. Click “You can now sign in.”

Create an account



Your account was created successfully. [You can now sign in.](#)

We sent you an email with your user name. Please make sure to check your spam folder and/or whitelist customerservice@citrix.com and donotreplynotifications@citrix.com.

ABOUT CITRIX

[About](#)

LEARNING

[Training and Certification](#) 

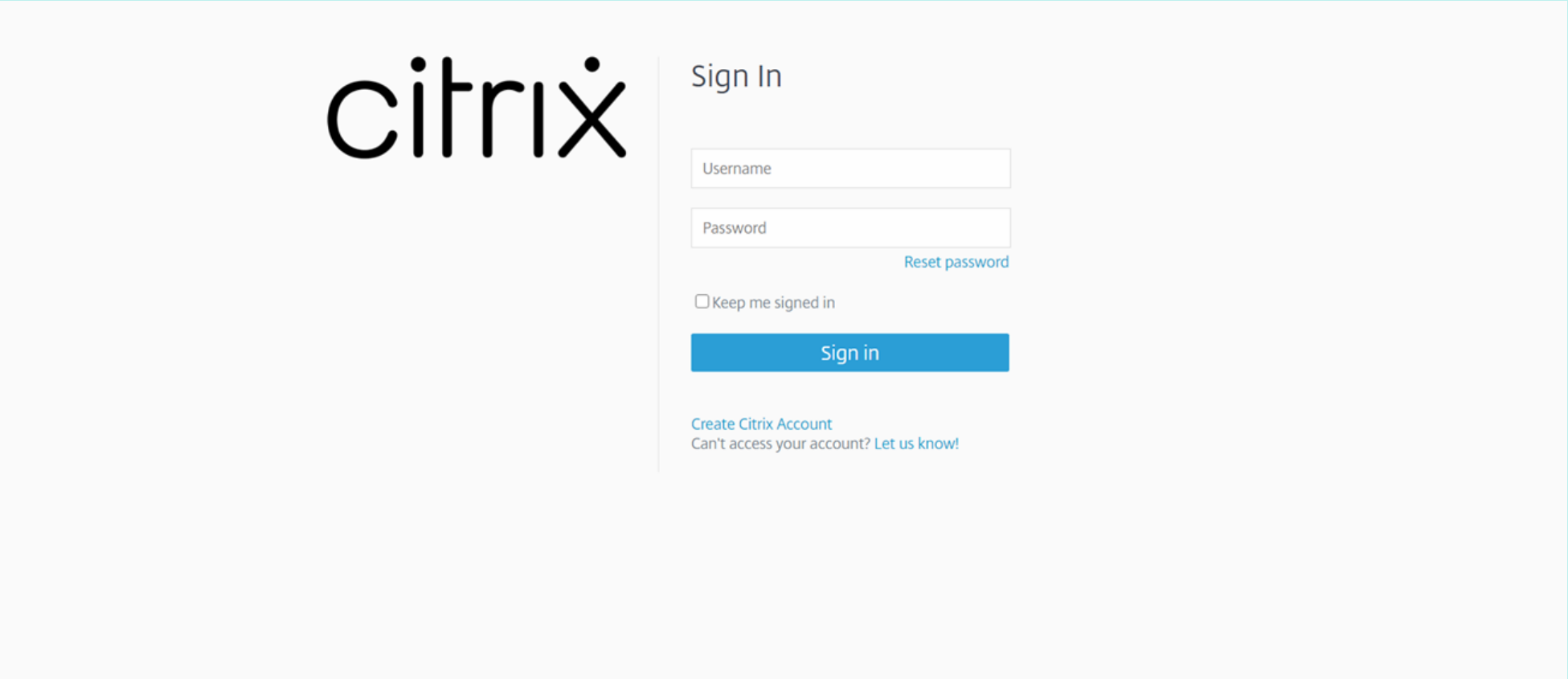
COMMUNITY

[Citrix blogs](#) 

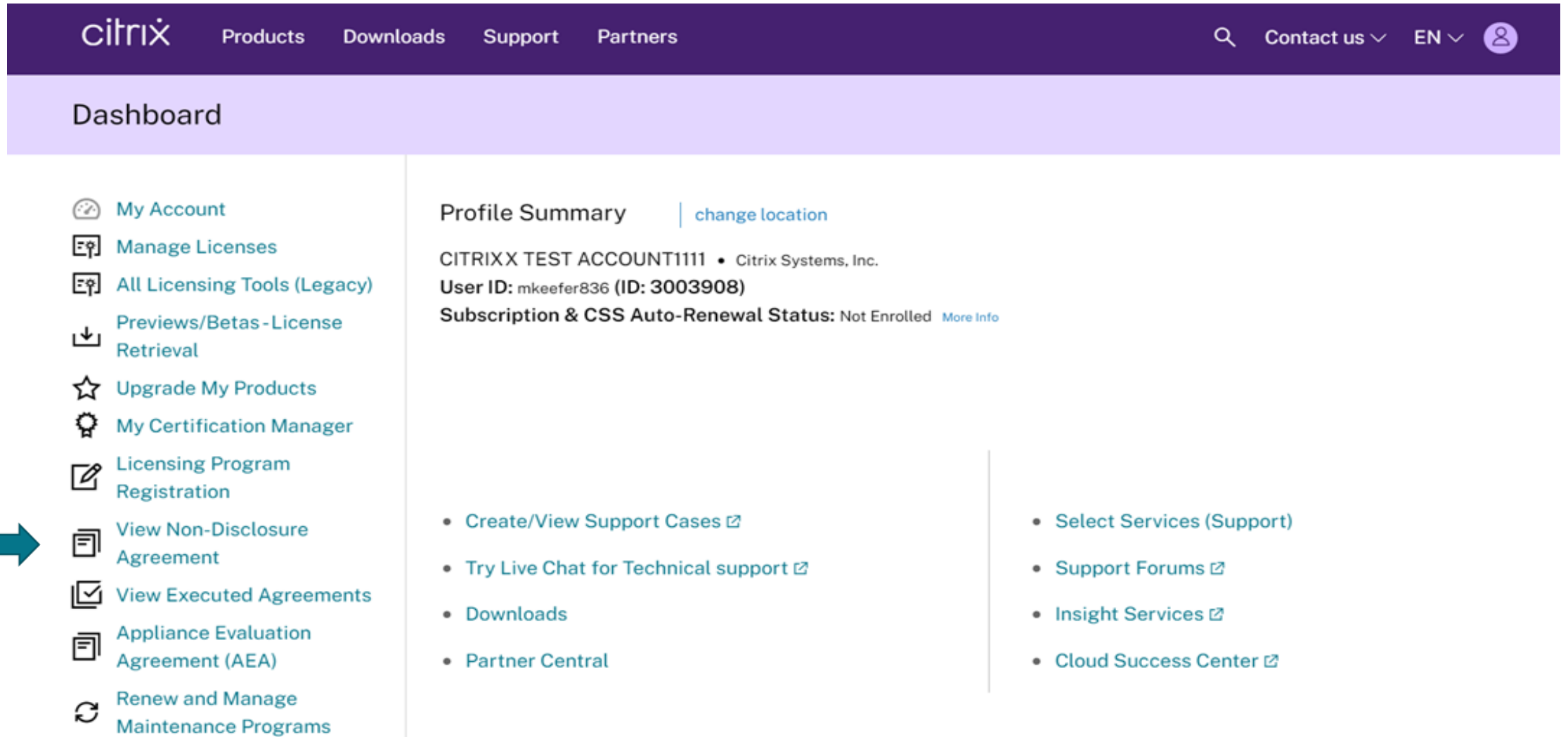
FOLLOW CITRIX



6. Enter your credentials and click “Sign In”



7. Once logged in to My Account, click “View Non-Disclosure Agreement”



The screenshot displays the Citrix My Account dashboard. The top navigation bar includes the Citrix logo and links for Products, Downloads, Support, and Partners. On the right side of the navigation bar, there is a search icon, a 'Contact us' link with a dropdown arrow, a language selector set to 'EN', and a user profile icon. Below the navigation bar is a light blue header labeled 'Dashboard'. The main content area is divided into two columns. The left column contains a list of account management options, with a red arrow pointing to 'View Non-Disclosure Agreement'. The right column shows the user's profile summary, including their account name (CITRIX TEST ACCOUNT1111), company (Citrix Systems, Inc.), user ID (mkeef836), and subscription status (Not Enrolled). Below the profile summary are two columns of links for support and services.

Navigation Bar: citrix | Products | Downloads | Support | Partners | Search | Contact us | EN | User Profile

Dashboard Header: Dashboard

Left Column (Account Management):

- My Account
- Manage Licenses
- All Licensing Tools (Legacy)
- Previews/Betas - License Retrieval
- Upgrade My Products
- My Certification Manager
- Licensing Program Registration
- View Non-Disclosure Agreement**
- View Executed Agreements
- Appliance Evaluation Agreement (AEA)
- Renew and Manage Maintenance Programs

Right Column (Profile Summary):

Profile Summary | [change location](#)

CITRIX TEST ACCOUNT1111 • Citrix Systems, Inc.
User ID: mkeef836 (ID: 3003908)
Subscription & CSS Auto-Renewal Status: Not Enrolled [More Info](#)

Support & Services Links:

- [Create/View Support Cases](#)
- [Try Live Chat for Technical support](#)
- [Downloads](#)
- [Partner Central](#)
- [Select Services \(Support\)](#)
- [Support Forums](#)
- [Insight Services](#)
- [Cloud Success Center](#)

8. Click “New Agreement”

The screenshot shows the Citrix portal interface. At the top, there is a dark purple navigation bar with the Citrix logo and links for Products, Downloads, Support, and Partners. On the right side of this bar are search, Contact us, EN, and a user profile icon. Below the navigation bar is a light purple header area with the text 'View Non-Disclosure Agreement'. The main content area is divided into a left sidebar and a right main panel. The sidebar contains a list of menu items with icons: My Account, Manage Licenses, All Licensing Tools (Legacy), Previews/Betas-License Retrieval, Upgrade My Products, My Certification Manager, Licensing Program Registration, View Non-Disclosure Agreement, View Executed Agreements, Appliance Evaluation Agreement (AEA), and Renew and Manage Maintenance Programs. The main panel is titled 'Non-Disclosure Agreement' and contains a section titled 'Citrix Non-Disclosure Agreement' with a paragraph of text. Below the text is a button labeled 'New Agreement' with a right-pointing arrow. A large teal arrow points from the right towards this button.

Products Downloads Support Partners

Search Contact us EN User Profile

View Non-Disclosure Agreement

- My Account
- Manage Licenses
- All Licensing Tools (Legacy)
- Previews/Betas-License Retrieval
- Upgrade My Products
- My Certification Manager
- Licensing Program Registration
- View Non-Disclosure Agreement
- View Executed Agreements
- Appliance Evaluation Agreement (AEA)
- Renew and Manage Maintenance Programs

Non-Disclosure Agreement

Citrix Non-Disclosure Agreement

The available non-disclosure agreement is to support only sales and/or marketing activities between Citrix and your company. Confidential information may include, but shall not be limited to, sales or marketing data or plans, product or service information or roadmaps and/or our requirements or preferences. The non-disclosure agreement is not designed for and will not cover the exchange of confidential information in support of joint development or invention disclosure activities.

[New Agreement](#)

- 9a. Read the entire agreement, using the scroll bar
- 9b. Select "Yes, I accept"
- 9c. Click "Submit Agreement"

View Non-Disclosure Agreement

- My Account
- Manage Licenses
- All Licensing Tools (Legacy)
- Previews/Betas - License Retrieval
- Upgrade My Products
- My Certification Manager
- Licensing Program Registration
- View Non-Disclosure Agreement
- View Executed Agreements
- Appliance Evaluation Agreement (AEA)
- Renew and Manage Maintenance Programs
- Update My Profile

Non-Disclosure Agreement

Citrix Non-Disclosure Agreement

*Required information is followed by an asterisk.

Please read the following Agreement. Use the scroll bar to view the entire Agreement.

(Last Revised November 5, 2018)

BY CLICKING TO ACCEPT THIS AGREEMENT, YOU ARE ACKNOWLEDGING THAT YOU ARE AUTHORIZED TO ENTER INTO THIS AGREEMENT ON BEHALF OF PARTICIPANT AND UNDERSTAND AND AGREE TO BE BOUND BY THE TERMS AND CONDITIONS SUBJECT TO ACCEPTANCE BY CITRIX. In order to protect certain information considered to be confidential ("Confidential Information"), Citrix and you, on behalf of yourself and your majority owned or controlled affiliates (collectively, "Participant"), enter into this Agreement to exchange confidential information in support of sales and/or marketing activities between the parties and/or furthering the business relationship between the parties (the "Purpose"). Your location determines the Citrix entity that will be deemed to be entering into this Agreement as identified at www.citrix.com/buy/licensing/citrix-providing-entities, which includes its parent or holding companies (including ultimate parent company), related corporations, subsidiaries, associated companies and affiliates (collectively, "Citrix").

Do you accept all of the terms of this agreement?

Select "Yes, I Accept" to indicate your acceptance of the agreement terms.
If you are choosing 'No, I Do Not Accept' and would like further information, please email: citrix-nda@citrix.com

10. Click “Return to NDA Home”

The screenshot displays the Citrix portal interface. At the top, a dark purple navigation bar contains the Citrix logo and links for Products, Downloads, Support, and Partners. On the right side of this bar are search, Contact us, EN, and a user profile icon. Below the navigation bar is a light purple header with the text "View Non-Disclosure Agreement".

The main content area is divided into a left sidebar and a right main panel. The sidebar contains a list of menu items with icons: My Account, Manage Licenses, All Licensing Tools (Legacy), Previews/Betas - License Retrieval, Upgrade My Products, My Certification Manager, Licensing Program Registration, View Non-Disclosure Agreement, View Executed Agreements, Appliance Evaluation Agreement (AEA), and Renew and Manage Maintenance Programs.

The main panel has a sub-header "Non-Disclosure Agreement" and a prominent grey bar with the text "Citrix Non-Disclosure Agreement". Below this, a message reads: "Thank you for completing the Non-Disclosure Agreement application. You will receive an email notification confirming your acceptance." At the bottom of this message is a button labeled "Return to NDA Home" with a circular arrow icon. A teal arrow points directly to this button.

11. This steps completes the process. The **Citrix Non-Disclosure Agreement** page displays confirming your acceptance along with the contract ID and effective date. Click “**View Agreement**” if you would like to view and read through the agreement.

The screenshot shows the Citrix user interface. At the top, a purple navigation bar contains the Citrix logo and links for Products, Downloads, Support, and Partners. On the right side of this bar are search, Contact us, EN, and a user profile icon. Below the navigation bar is a light purple banner with the text 'View Non-Disclosure Agreement'. The main content area is divided into a left sidebar and a right main panel. The sidebar lists several options: My Account, Manage Licenses, All Licensing Tools (Legacy), Previews/Betas - License Retrieval, Upgrade My Products, My Certification Manager, Licensing Program Registration, View Non-Disclosure Agreement, View Executed Agreements, Appliance Evaluation Agreement (AEA), and Renew and Manage Maintenance Programs. The main panel is titled 'Non-Disclosure Agreement' and contains a section for the 'Citrix Non-Disclosure Agreement'. This section includes a disclaimer, a confirmation that the user has previously accepted the NDA, and a table of agreement details. A 'View Agreement' button is located at the bottom of this section, with a red arrow pointing to it.

Products Downloads Support Partners

Search Contact us EN User Profile

View Non-Disclosure Agreement

- My Account
- Manage Licenses
- All Licensing Tools (Legacy)
- Previews/Betas - License Retrieval
- Upgrade My Products
- My Certification Manager
- Licensing Program Registration
- View Non-Disclosure Agreement
- View Executed Agreements
- Appliance Evaluation Agreement (AEA)
- Renew and Manage Maintenance Programs

Non-Disclosure Agreement

Citrix Non-Disclosure Agreement

The available non-disclosure agreement is to support only sales and/or marketing activities between Citrix and your company. Confidential information may include, but shall not be limited to, sales or marketing data or plans, product or service information or roadmaps and/or our requirements or preferences. The non-disclosure agreement is not designed for and will not cover the exchange of confidential information in support of joint development or invention disclosure activities.

You have previously accepted our NDA.

Contract ID:	779598
Signed By:	CITRIX TEST ACCOUNT1111
Effective Date:	2020-10-13

[View Agreement](#)

citrix™